



Order Form: EnviroHood™ Structure



ORDER# _____

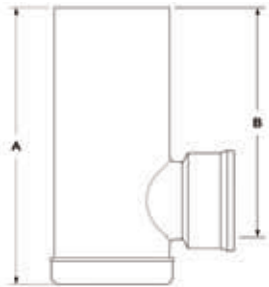
JOB NAME _____ DATE _____

DRAWING # _____ CUSTOMER INITIAL _____

DRAIN BASIN SIZE _____ GRATE STYLE _____

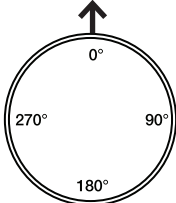
(for Roll Curb Inlet, left or right flow) LEFT RIGHT
 LOCKING

STRUCTURE
SIDE VIEW



	Stub Size	/	Location (Degrees)	/	Type of Pipe
Stub #1	_____	/	_____	/	_____
Stub #2	_____	/	_____	/	_____
Stub #3	_____	/	_____	/	_____
Stub #4	_____	/	_____	/	_____

Stub #1
Outflow



Draw the placement of the EnviroHood in the desired location on the top view above.

A - Overall Height (Inches)

B - Top of Structure to Flowline (Inches)

Circle the Outlet to be covered by EnviroHood:

_____	Stub #1 _____	Stub #1 _____
_____	Stub #2 _____	Stub #2 _____
_____	Stub #3 _____	Stub #3 _____
_____	Stub #4 _____	Stub #4 _____

Accessories

Refer to "Price Book" or "Price List" for part numbers and details.

INSERTA TEE[®] (qty./size/pipe type)

Add-a-Branch[™] (qty./size/pipe type)

FLEXSTORM Catch-IT[™]

Long Short

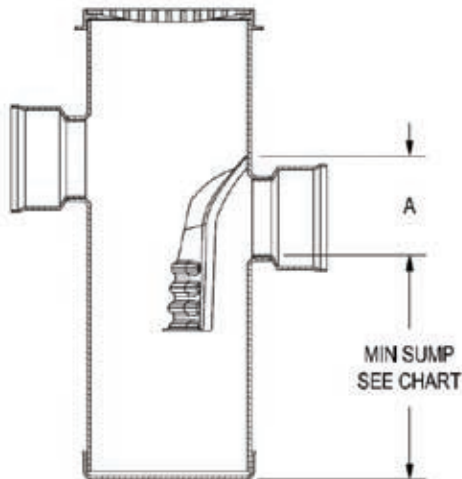
FLEXSTORM PC

Long Short

FLEXSTORM PC+

Long Short

PRODUCTION NOTES:



PIPE SIZE	A	MIN SUMP
4"	7.51	36.00
6"	9.25	36.00
8"	11.29	36.00
10"	13.21	36.00
12"	15.05	36.00
15"	17.78	42.00
18"	20.98	48.00

Recommended sump depth, from invert, listed as "MIN SUMP". Actual sump depth to be determined by design engineer. See Nyloplast Detail 7004-110-100 for more information.

NOTE: Drawings need to be complete - This product is made to order and non-refundable.

Nyloplast • 3130 Verona Avenue • Buford, Georgia 30518 • (866) 888-8479 & (770) 932-2443