



Order Form: Weir Structure



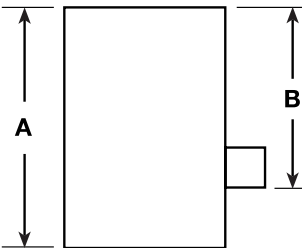
ORDER# _____

JOB NAME _____ DATE _____

DRAWING # _____ CUSTOMER INITIAL _____

DRAIN BASIN SIZE _____ GRATE STYLE _____ Locking

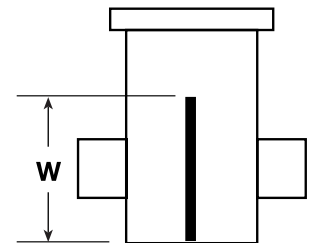
STRUCTURE SIDE VIEW



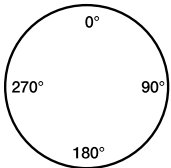
Stub Size / Location (Degrees) / Type of Pipe

Stub #1	_____ / _____ / _____
Stub #2	_____ / _____ / _____
Stub #3	_____ / _____ / _____
Stub #4	_____ / _____ / _____

WEIR STRUCTURE SIDE VIEW



TOP VIEW



A - Overall Height (Inches)

B - Top of Grate to Bottom of Stub (Flowline) (Inches)

Circle the Outlet to be covered by Weir:

Stub #1 _____

Stub #1

Stub #2 _____

Stub #2

Stub #3 _____

Stub #3

Stub #4 _____

Stub #4

W - Weir Height (bottom of structure to top of Weir)

_____ Orifice Diameter

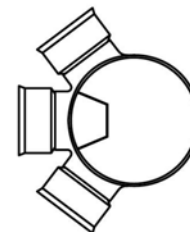
_____ Orifice Invert (from top of structure)

Draw the placement of the Weir in the desired location on the top view above.

Production Notes

Drain Basin With Two Branches		
Pipe Size Covered By Weir	Minimum Basin Size	Weir Style
4"	24"	Straight - Split Basin Across Center
6"	24"	
8"	24"	
10"	24"	
12"	24"	
15"	24"	
18"	24"	
24"	30"	
30"	30"	

Drain Basin With Three (+) Branches		
Pipe Size Covered By Weir	Minimum Basin Size	Weir Style
4"	24"	Dog House
6"	24"	
8"	24"	
10"	24"	
12"	24"	
15"	24"	
18"	30"	
24"	30"	
30"	N/A	



Dog House Style Weir

The Weir requirements above provide 25% or less restriction of the outlet open area, with the exception of covering a 30" outlet with a Straight Weir (approx. 50%) and a 24" outlet with a Dog House Weir (approx. 44%). Weir orders with a restriction greater than 25%, orders covering a 30" outlet with a Straight Weir and a 24" outlet with a Dog House Weir, require the approval of the design engineer.

NOTE: Drawings need to be complete - This product is made to order and non-refundable.

Nyloplast • 3130 Verona Avenue • Buford, Georgia 30518 • (866) 888-8479 & (770) 932-2443